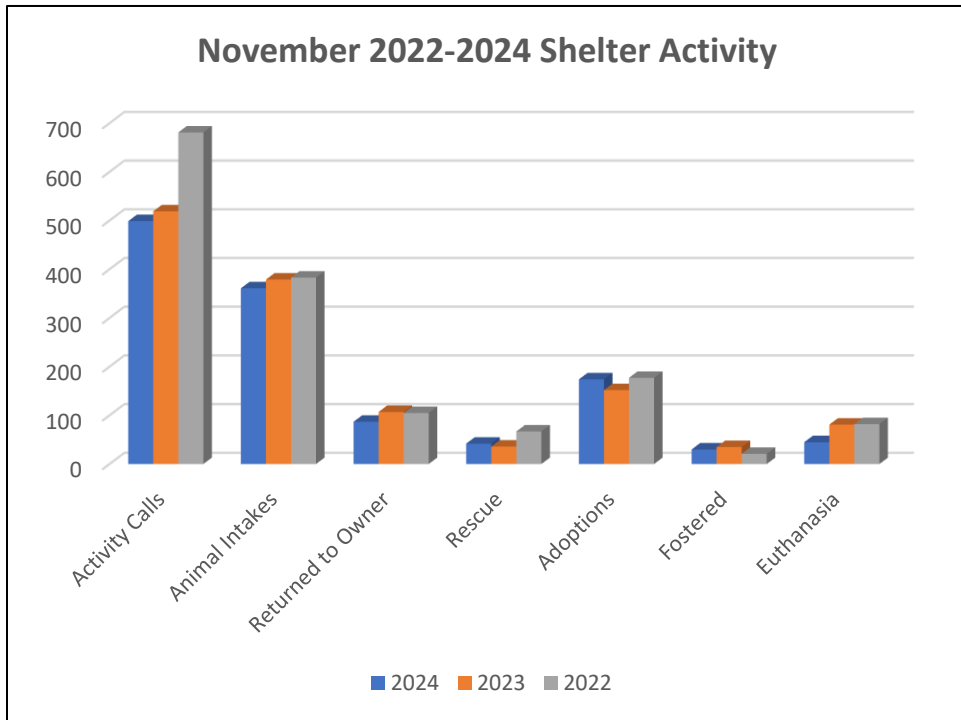




November 2024 Shelter Report

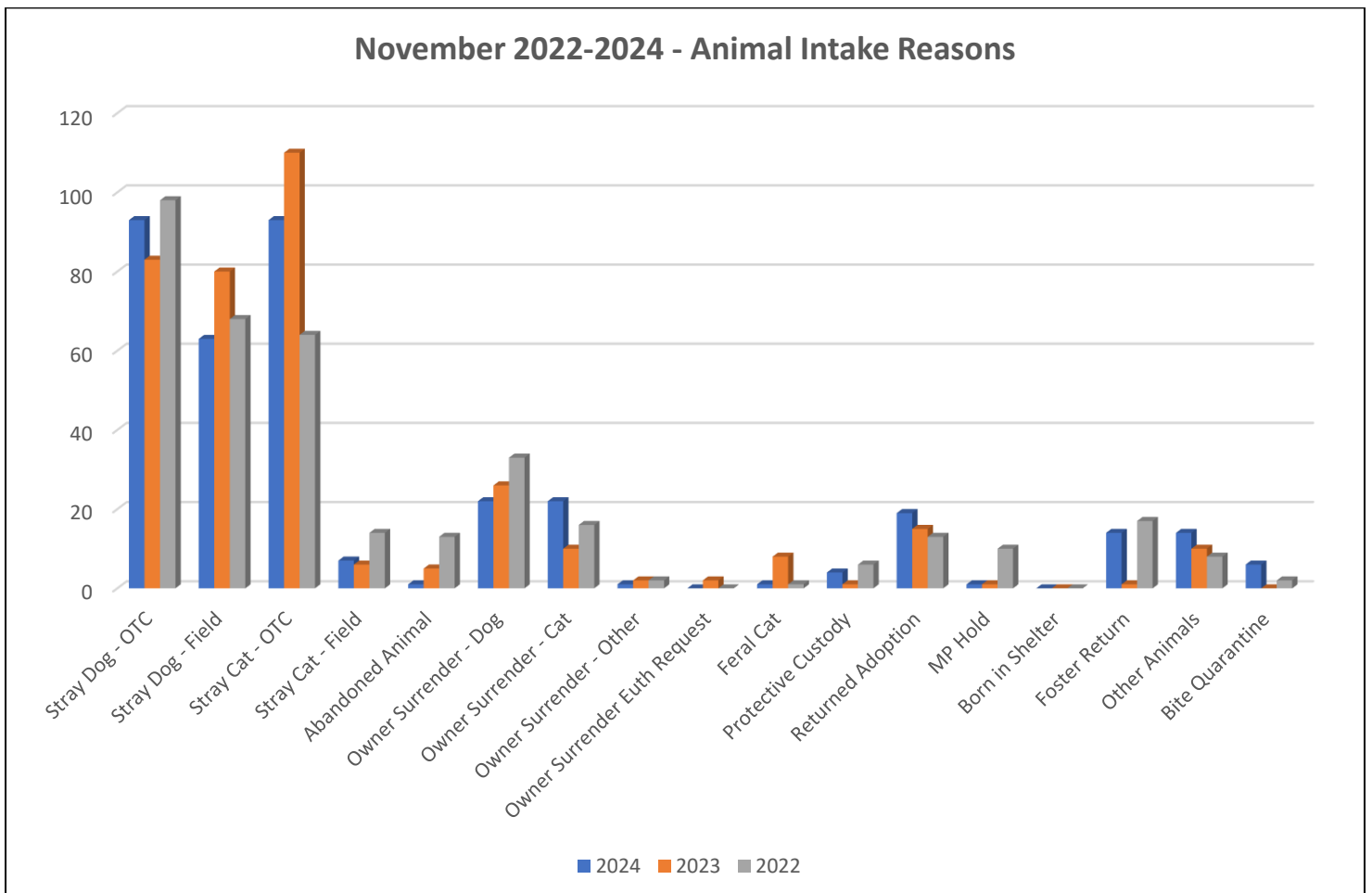
November 2024	
Activity Calls	499
Animal Intakes	361
Dogs	203
Cats	151
Other	7
Incoming Per Day	15
Returned to Owner	87
Dogs – In Field	9
Cats – In Field	0
Dogs – From Shelter	60
Cats – From Shelter	8
Rescue Transfers	42
Dogs Transferred	30
Cats Transferred	11
Other	1
Animals Adopted	174
Dogs Adopted	95
Cats Adopted	77
Other Animals	2
Fostered	30
Dogs Fostered	5
Cats Fostered	25
Euthanasia	45
Dogs Euthanized	31
Cats Euthanized	14
TNR/Returned to Field	0
Visitors to Shelter	1,560
Avg. Visitors per Day	61
Incoming Phone Calls	1,598
Avg. Calls per Day	66.5



November 2024 Shelter Report

Animal Intake Reasons

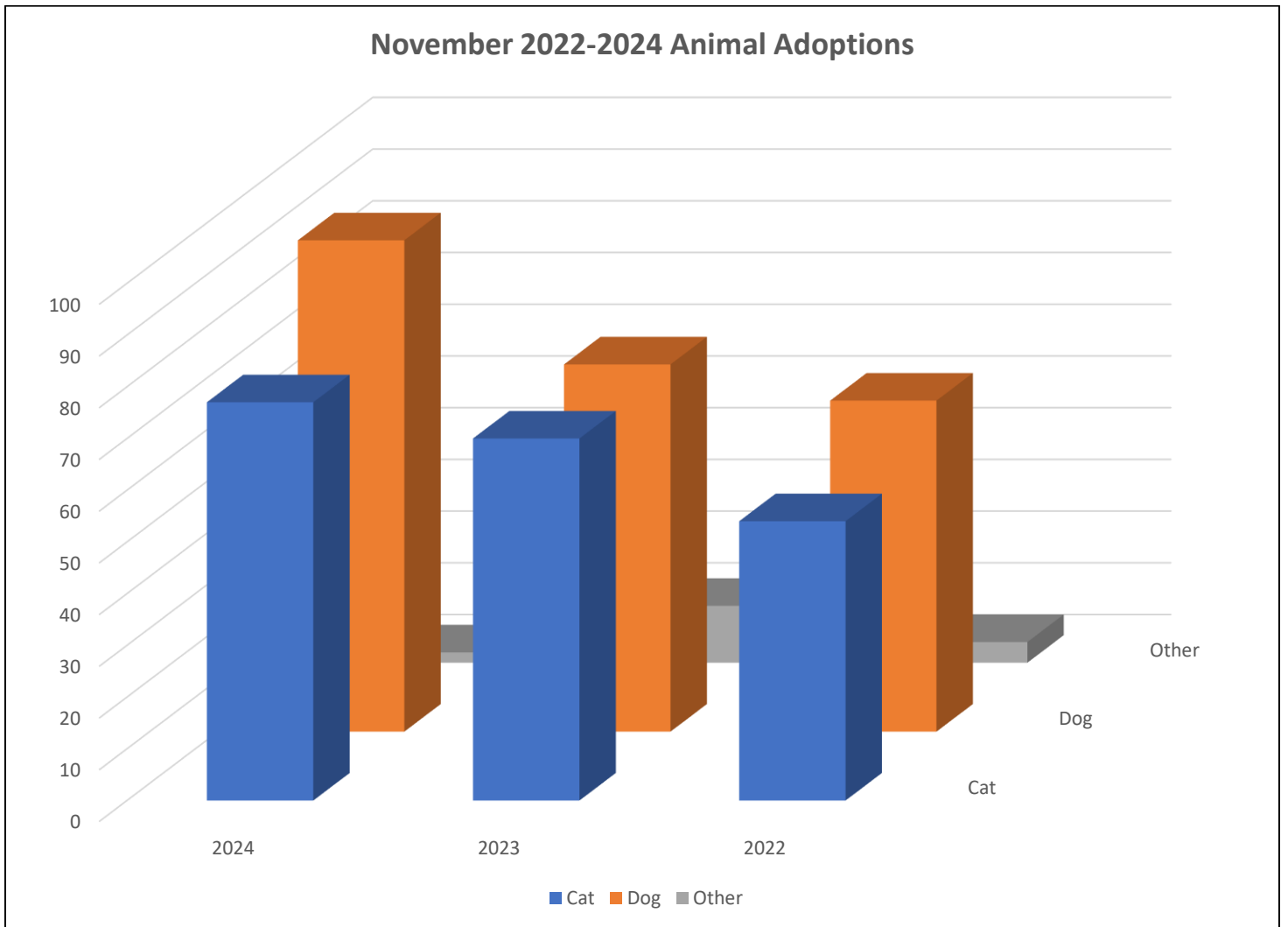
Intake Reasons	361
Stray Dog – OTC	93
Stray Dog – Field	63
Stray Cat – OTC	93
Stray Cat – Field	7
Abandoned Animal	1
Owner Surrender – Dog	22
Owner Surrender - Cat	22
Owner Surrender - Other	1
Owner Euth. Request	0
Feral Cat	1
Protective Custody	4
Returned Adoption	19
MP Hold – Ft. Campbell	1
Born in Shelter	0
Foster Returned	14
Other Animals	14
Bite Quarantine	6



November 2024 Shelter Report

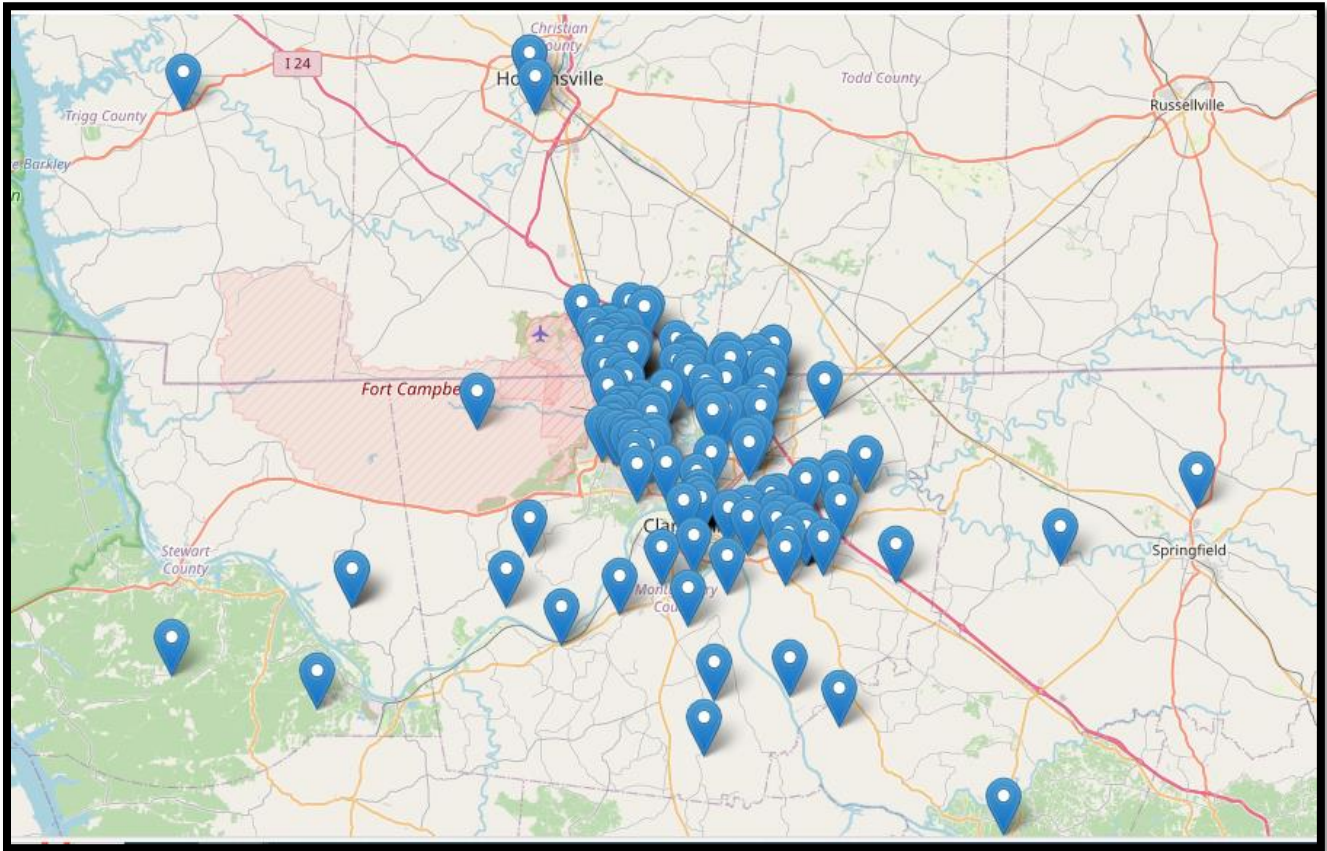
Animal Adoptions

Adoptions	174
Dogs/Puppies	95
Cats/Kittens	77
Other Animals	2



November 2024 Shelter Report

Adoptions Map



November 2024 Shelter Report

Owner Surrenders

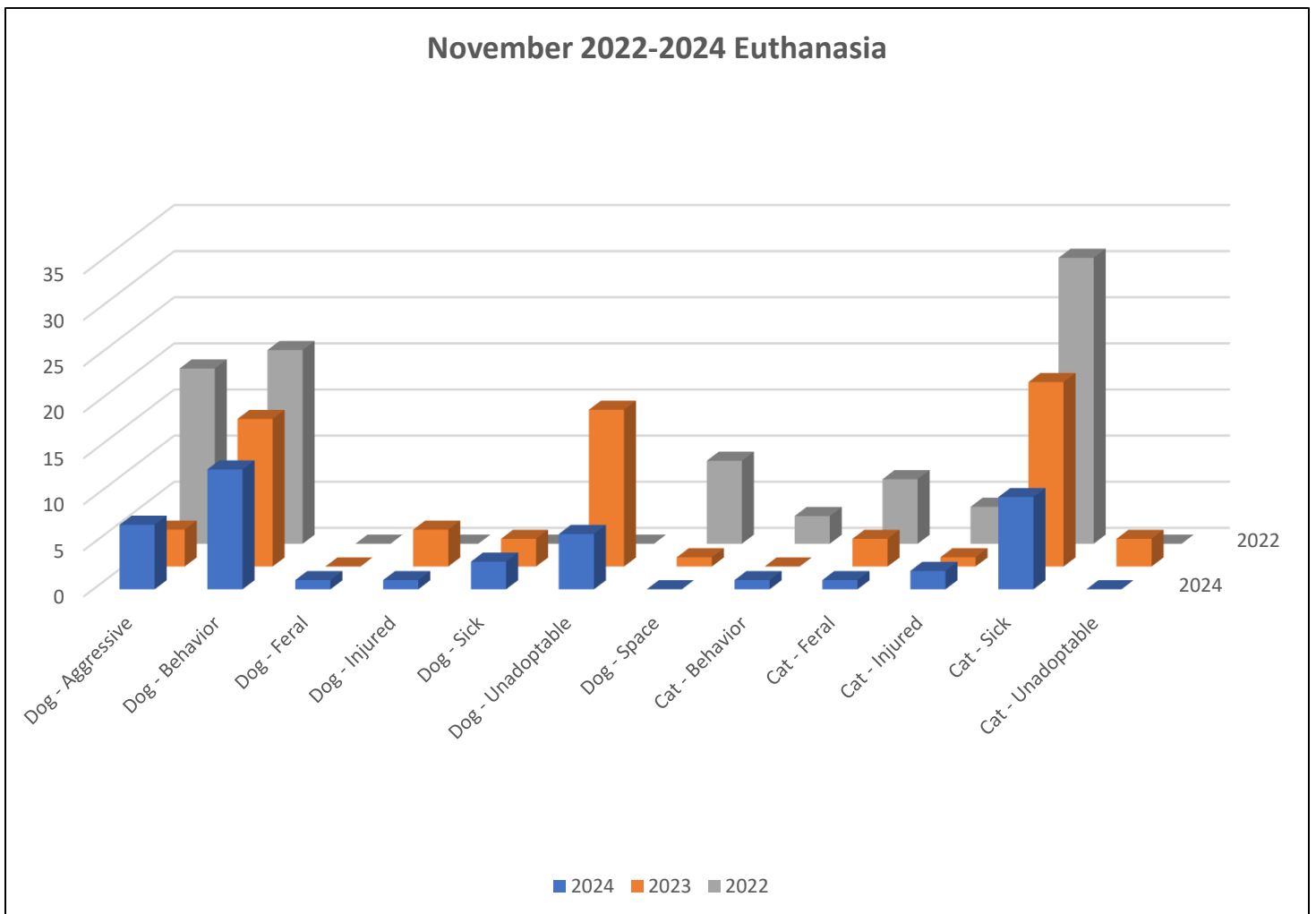
Owner Surrender Reason	40
Cat – Allergies	1
Cat – Behavior Negative	0
Cat – Family Illness	0
Cat – Housing Issue	4
Cat – No Time	0
Cat – Not Good W/Children	0
Cat – Too Many Animals	10
Cat – Cost	6
Dog – Behavior Negative	1
Dog – Cost	1
Dog – Family Illness	1
Dog – Housing Issue	10
Dog – Landlord	2
Dog – No Time	0
Dog – Divorce	0
Dog – Not Good W/Children	0
Dog – Bites	2



November 2024 Shelter Report

Euthanasia

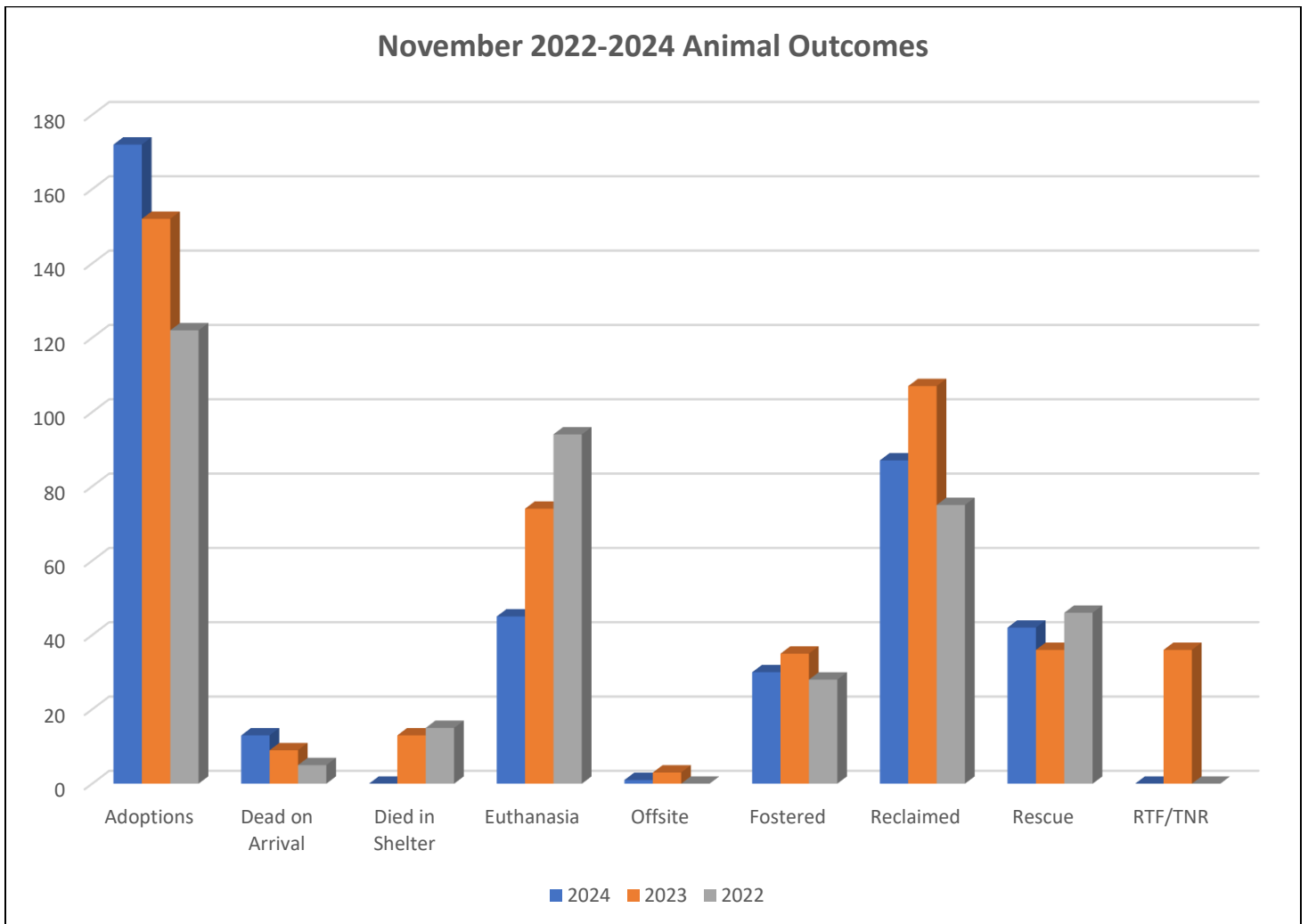
Animal Euthanasia		45
Dogs/Puppies		31
Aggressive		7
Behavior		13
Sick		3
Injured		1
Unadoptable		6
Feral		1
Space		0
Cats/Kittens		14
Feral		1
Injured		2
Aggressive		0
Sick		10
Unadoptable		0
Behavior		1



November 2024 Shelter Report

Outcomes

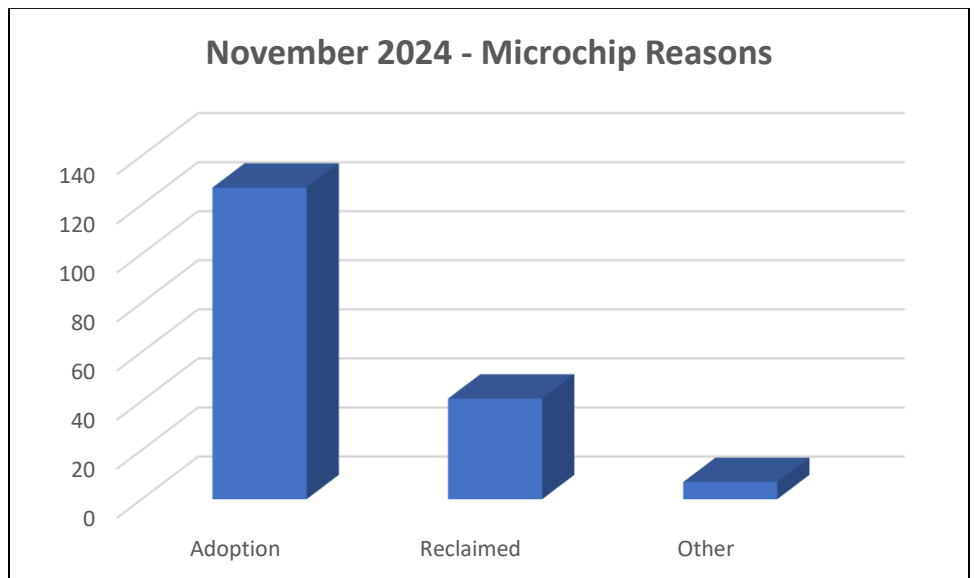
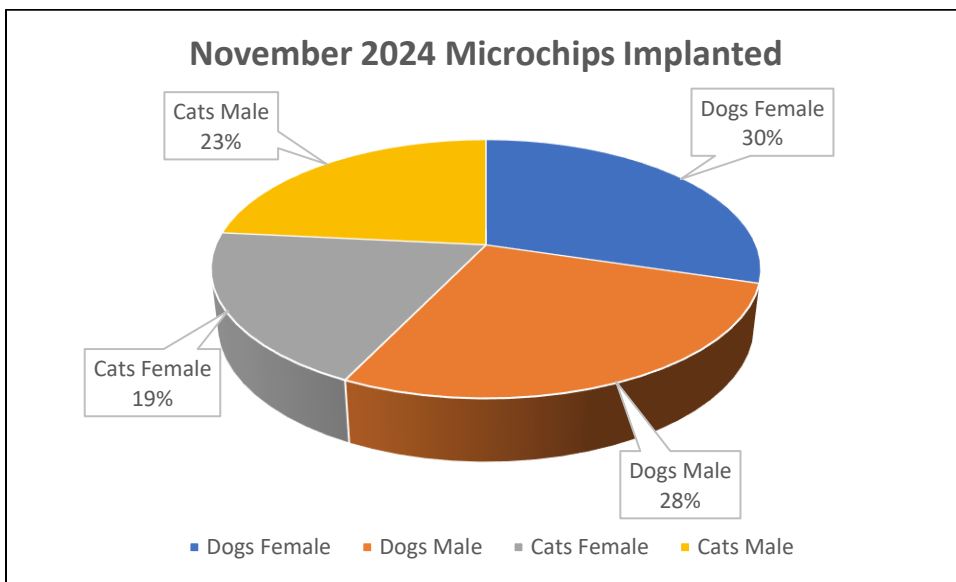
Animal Outcomes	390
Adoptions	172
Dead on Arrival	13
Died in Shelter	0
Escaped	0
Euthanasia	45
Offsite	1
Fostered	30
Reclaimed	87
RTF/TNR	0
Rescue	42



November 2024 Shelter Report

Microchips Issued

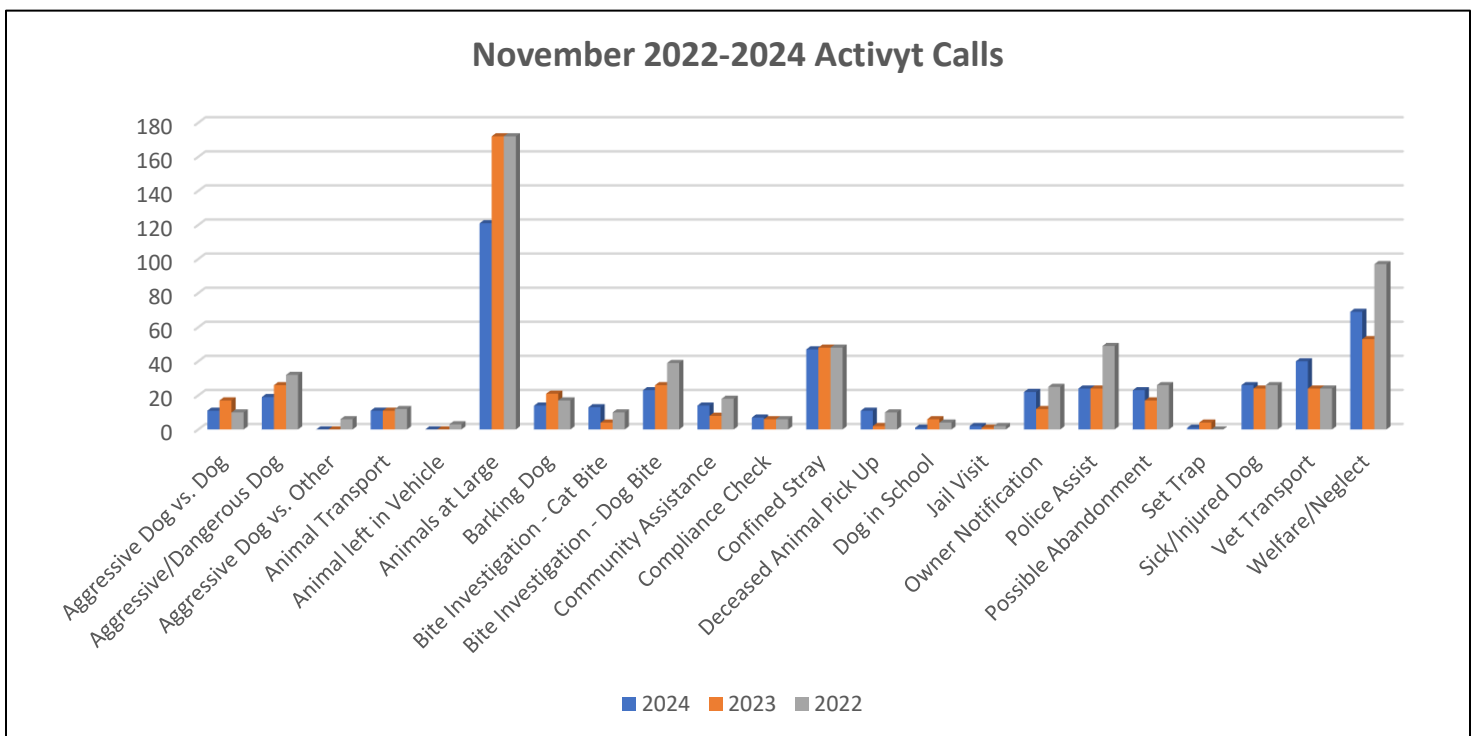
Microchips Implanted	193
Dogs – Female	44
Dogs – Male	57
Cats – Female	54
Cats – Male	38
Adoptions	148
Reclaimed	41
Other	4
Event	0



November 2024 Shelter Report

Activity Calls

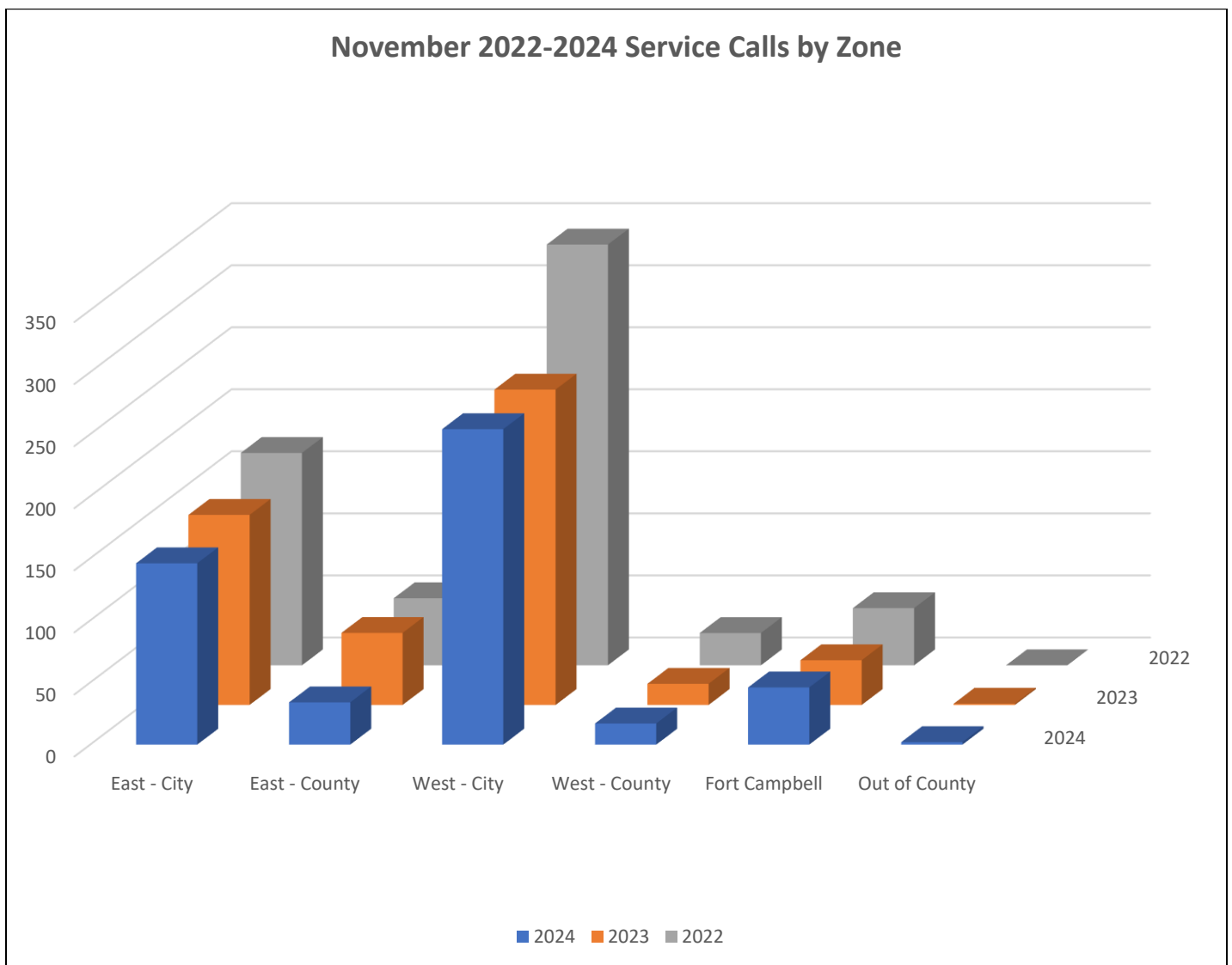
Service Calls	499
Aggressive Dog Vs Dog	11
Aggressive/Dangerous Dog	19
Aggressive Dog Vs. Other	0
Animal Transport	11
Animal Left in Vehicle	0
Animals at Large	121
Barking Dog	14
Bites involving Cats	13
Bites involving Dogs	23
Bites Other Animals	0
Community Assistance	14
Compliance Check	7
Confined Stray	47
Dog in School	1
Deceased Animal Pick Up	11
Jail Visit	2
Owner Notification	22
Police Assist	24
Possible Abandonment	23
Possibly Rabid Animal	0
Set Trap	1
Sick or Injured Animal	26
Vet Transport	40
Welfare or Neglect Complaint	69



November 2024 Shelter Report

Activity Calls by Zones

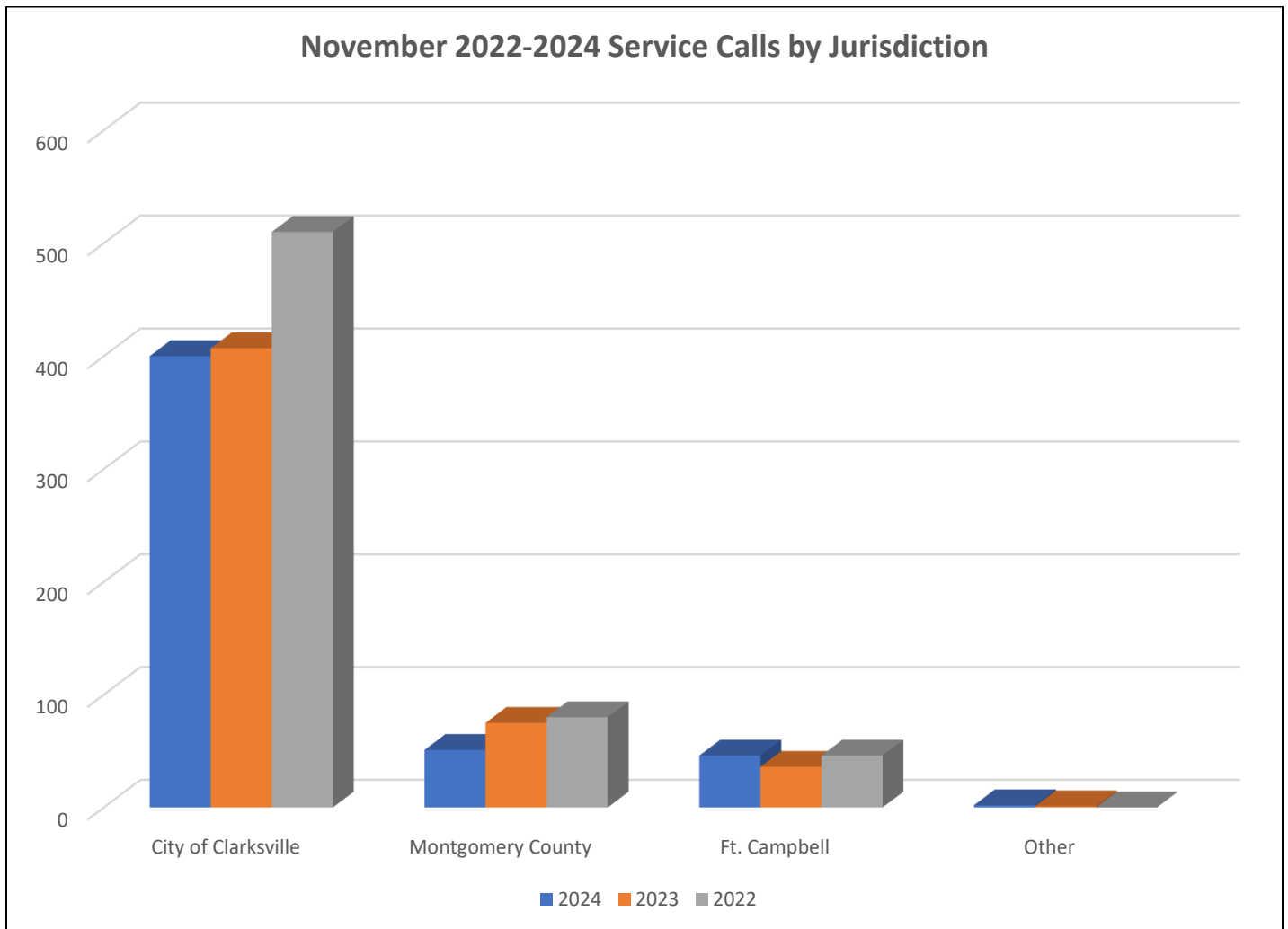
Service Calls by Zone	499
East City	146
East County	34
West City	254
West County	17
Ft. Campbell	46
Other	2



November 2024 Shelter Report

Activity Calls by Jurisdiction

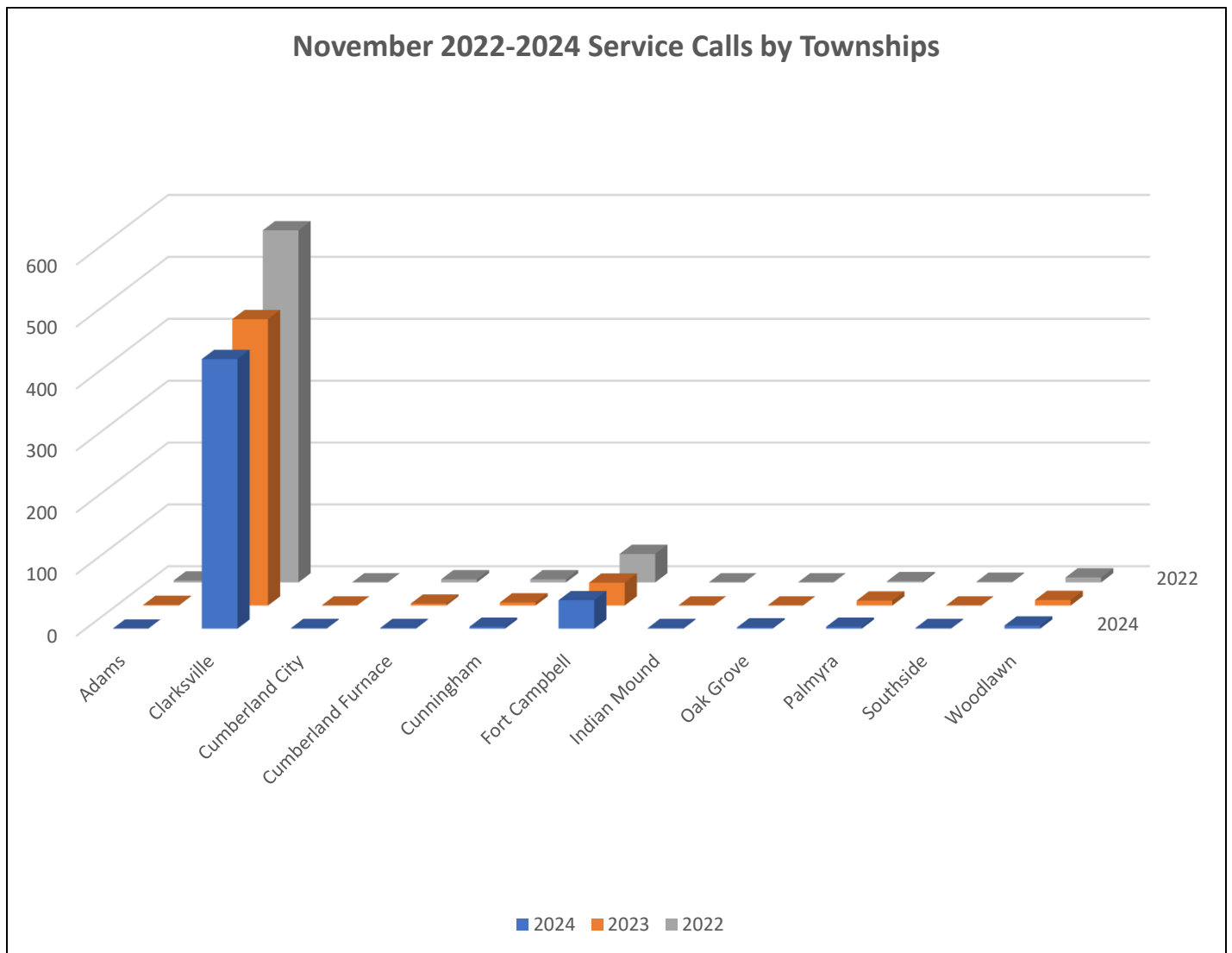
Service Calls by Jurisdiction	499
City of Clarksville	400
Montgomery County	51
Ft. Campbell	46
Out of County	2



November 2024 Shelter Report

Activity Calls by Townships

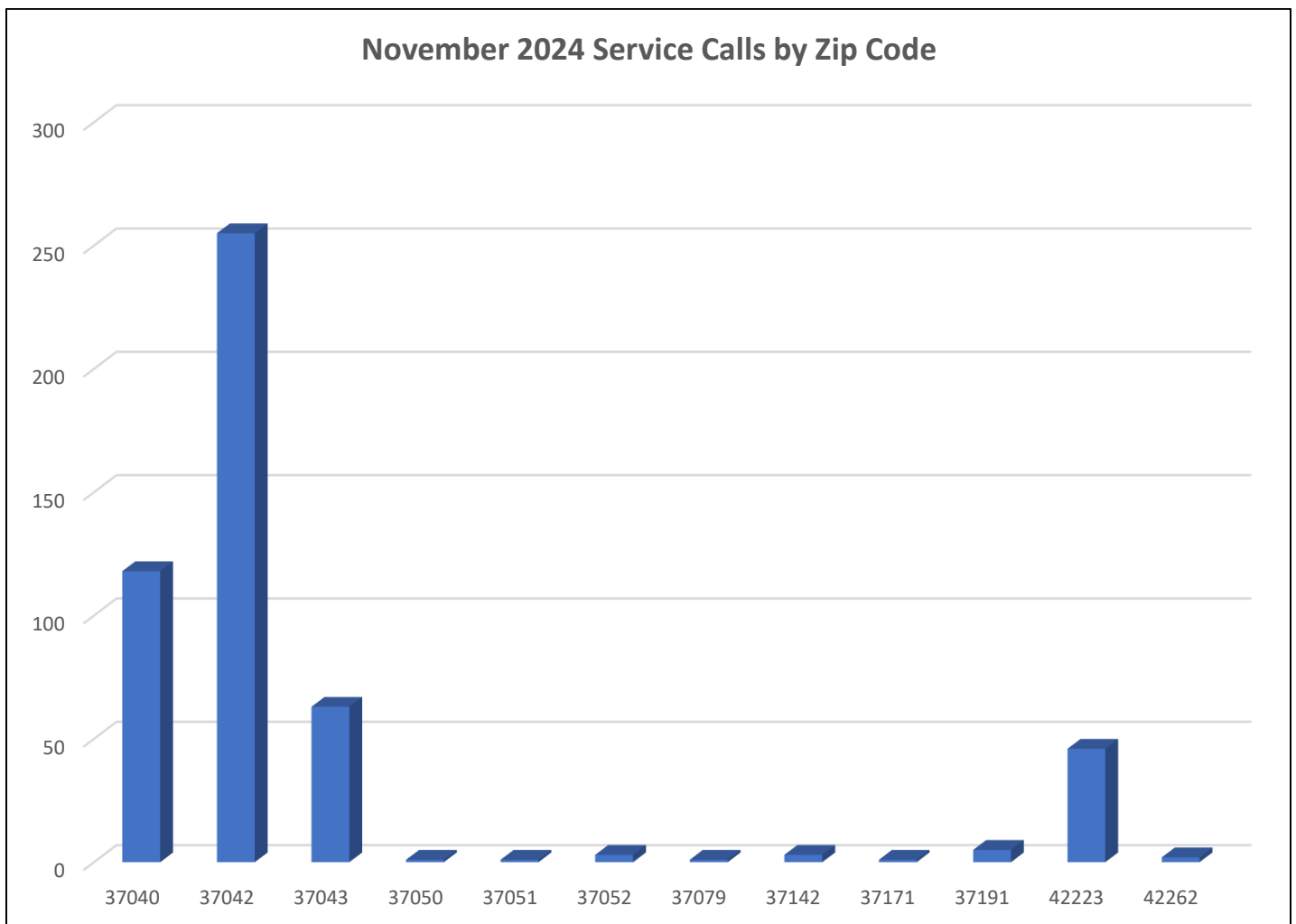
Service Calls by Township	499
Adams	0
Clarksville	436
Cumberland Furnace	1
Cumberland City	1
Cunningham	3
Fort Campbell	46
Indian Mound	1
Palmyra	3
Southside	1
Woodlawn	5
Other	2



November 2024 Shelter Report

Service Calls by Zip Code

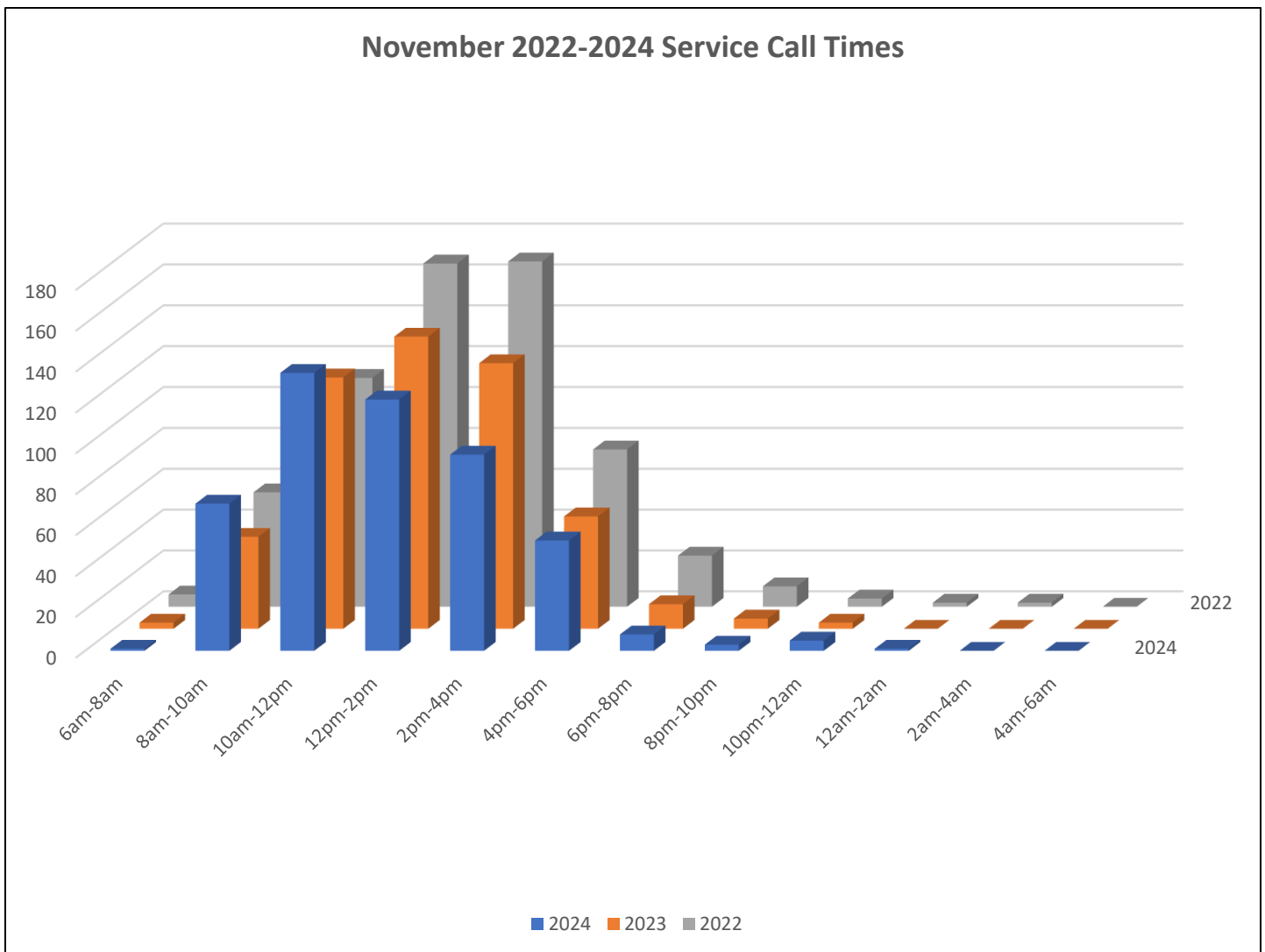
Service Calls Outcomes	499
37010	0
37040	118
37042	255
37043	63
37050	1
37051	1
37052	3
37079	1
37091	0
37142	3
37171	1
37191	5
42223	46
42240	0



November 2024 Shelter Report

Activity by Time of Day

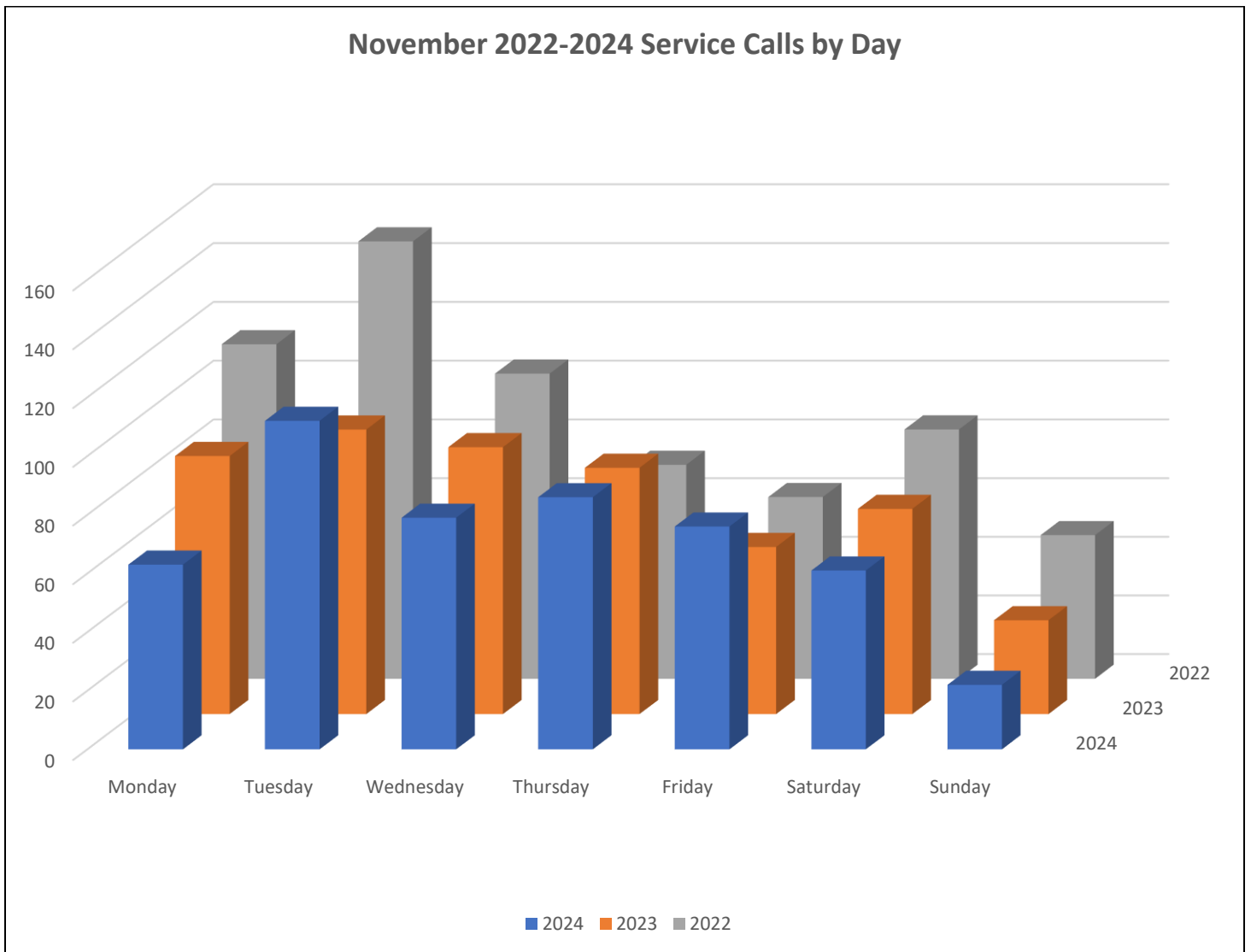
Service Calls by Time of Day	499
6am to 8am	1
8am to 10am	72
10am to 12pm	136
12pm to 2pm	123
2pm to 4pm	96
4pm to 6pm	54
6pm to 8pm	8
8pm to 10pm	3
10pm to 12am	5
12am to 2am	1
2am to 4am	0
4am to 6am	0



November 2024 Shelter Report

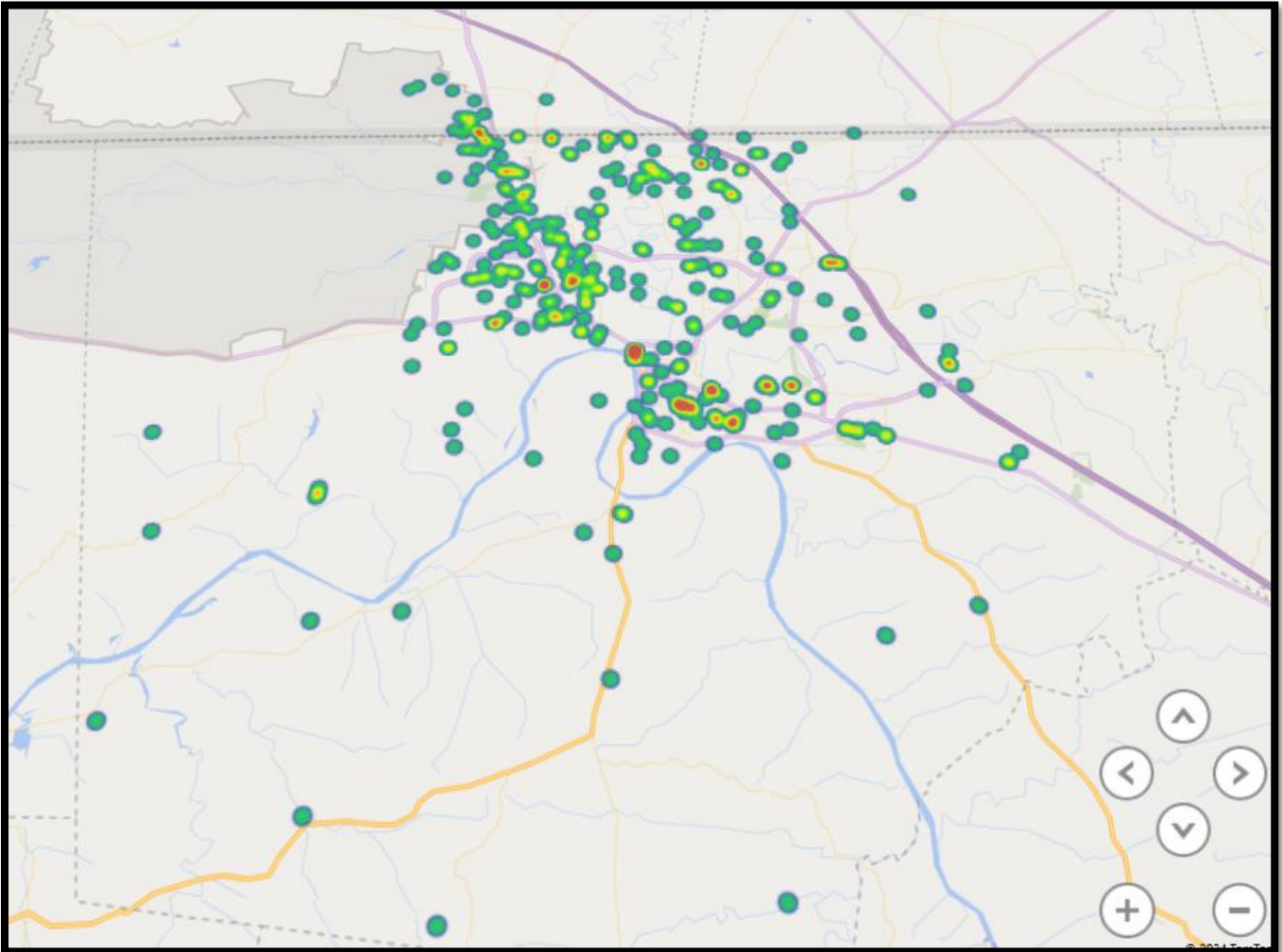
Activity by Day of Week

Service Calls by Day	499
Monday	63
Tuesday	112
Wednesday	79
Thursday	86
Friday	76
Saturday	61
Sunday	22



November 2024 Shelter Report

Activity Heat Map

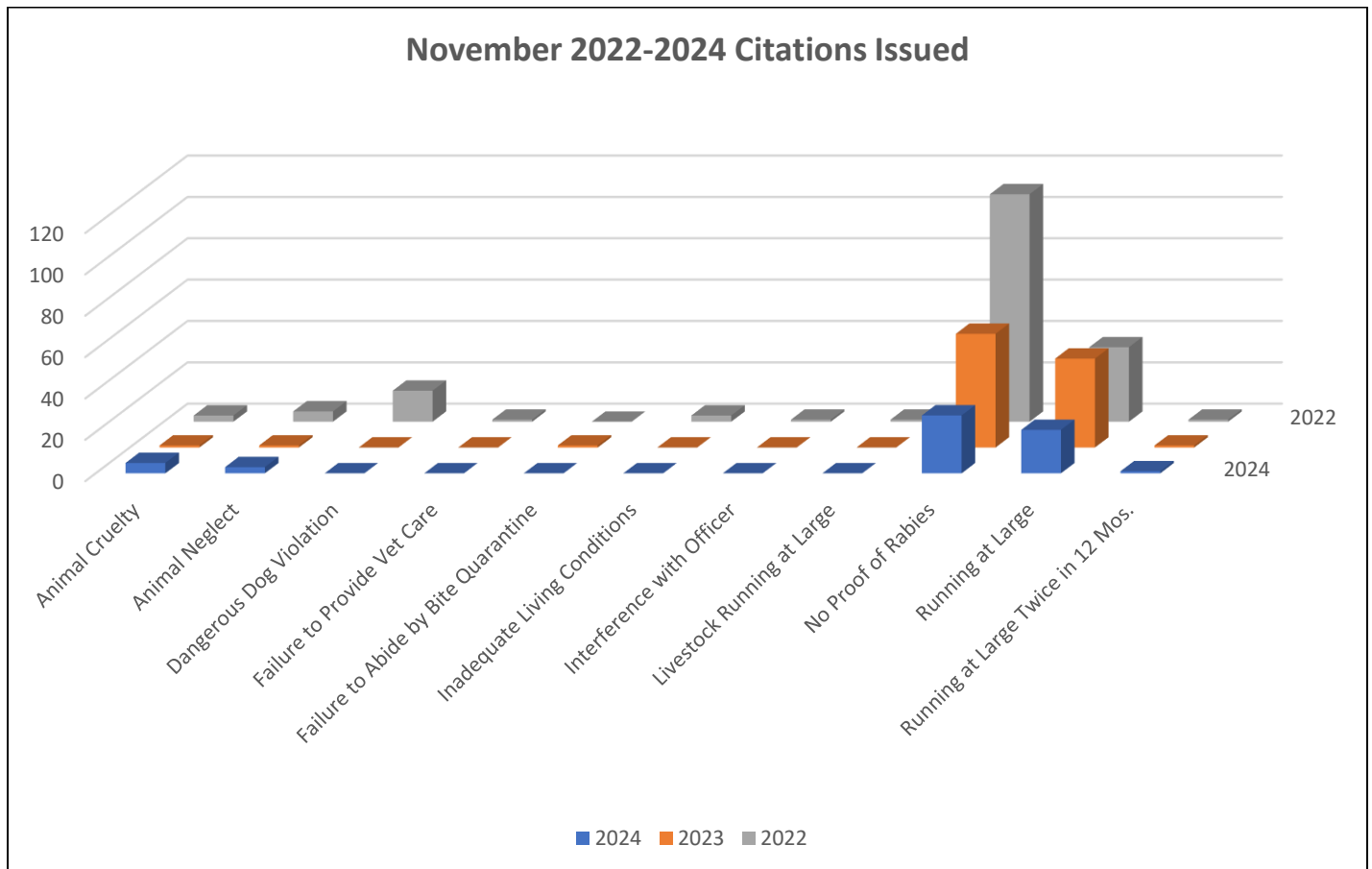


November 2024 Shelter Report

Citations Issued

Citations Issued	58
Animal Cruelty	5
Animal Neglect	3
Animal Abandonment	0
Barking Dog	0
Dangerous Dog Violation	0
Inadequate Living Conditions	5
Interference with Officer	0
No Proof of Rabies Vaccination	28
Running at Large	21
Running at Large Twice in 12 Months	1
Running at Large Fourth in 12 Months	0

Citation Outcomes	58
Sent to General Sessions	34
Rectified Prior to Court	9
Pending	11
Warning Citation	4



2024 Totals

Activity	Jan.	Feb.	Mar.	Apr.	May	Jun.	Jul.	Aug.	Sep.	Oct.	Nov.	Dec.	Total	2023	Trend	% Change
Owner Surrenders	52	44	29	56	44	49	62	69	67	61	44		579	661	642	
Intakes	340	329	336	411	476	491	542	504	431	474	361		4,696	4,438	5,202	
Stray Dog	166	178	167	156	185	171	197	170	163	173	156		1,882	1,792	2,071	
Stray Cat	63	64	74	107	170	181	221	169	136	153	100		1,438	1,411	1,605	
Calls for Service	540	554	623	609	583	517	619	692	625	665	499		6,526	7,130	7,232	
Euthanasia dog	37	54	15	28	56	52	71	38	41	40	31		463	419	518	
Euthanasia Cat	10	16	9	26	18	24	57	33	46	58	14		311	383	356	
Microchips Issued	152	102	149	150	137	137	158	197	156	193	193		1,724	1,438	1,837	
Adoptions	141	122	155	129	131	132	174	193	178	197	174		1,726	1,607	1,862	
Rescue/Transfer	53	54	57	79	134	105	91	84	58	73	42		831	972	945	
Incoming Phone Calls	1,926	2,200	2,421	2,507	2,296	2,295	2,552	2,363	2,091	2,510	1,598		24,759	26,816	27,793	
Visitors	1,081	1,364	1,411	941	1,120	1,262	1,576	1,699	1,402	1,421	1,560		14,837		15,932	

Live Release Rate%	Jan.	Feb.	Mar.	Apr.	May	Jun.	Jul.	Aug.	Sep.	Oct.	Nov.	Dec.	Total	2023	% Change
Dogs	76%	76%	93%	88%	79%	78%	73%	86%	82%	83%	85%		82%		
Cats	89%	80%	91%	81%	91%	84%	72%	81%	67%	71%	87%		81%		
Total Live Release	80%	77%	92%	85%	84%	81%	73%	84%	76%	77%	86%		81%		

2023 Totals

Activity	Jan.	Feb.	Mar.	Apr.	May	Jun.	Jul.	Aug.	Sep.	Oct.	Nov.	Dec.	Total	2022	% Change
Owner Surrenders	49	50	56	63	70	41	52	44	41	30	32	36	564	661	-14.6%
Intakes	348	334	354	386	478	427	426	412	419	450	379	319	4,732	4,438	6.2%
Stray Dog	148	139	179	172	198	166	185	170	161	162	163	134	1,977	1,792	9.3%
Stray Cat	85	74	57	101	134	141	114	131	164	152	116	85	1,654	1,411	14.6%
Calls for Service	641	609	745	703	742	667	555	601	561	556	519	522	7,421	7,130	4%
Euthanasia dog	42	34	47	46	48	66	60	53	59	53	47	28	553	419	30%
Euthanasia Cat	15	15	21	17	16	34	61	52	48	57	29	15	380	383	.7%
Microchips Issued	109	123	123	124	160	131	140	110	132	182	154	143	1,631	1,438	11.8%
Adoptions	122	130	121	106	147	131	144	113	138	171	152	133	1,608	1,607	.2%
Rescue/Transfer	68	44	54	70	39	52	23	38	51	51	36	47	573	972	-41%
Incoming Phone Calls	2,347	1,913	2,345	2,225	2,540	2,246	2,266	2,454	2,131	2,257	1,967	2,125	26,816	--	--

Live Release Rate%	Jan.	Feb.	Mar.	Apr.	May	Jun.	Jul.	Aug.	Sep.	Oct.	Nov.	Dec.	Total	2022	% Change
Dogs	89%	83%	81%	80%	82%	71%	75%	74%	67%	75%	80%	76%	78%	84%	-9%
Cats	91%	84%	78%	83%	85%	72%	57%	54%	71%	69%	80%	88%	76%	72%	5.2%
Total Live Release	90%	83%	80%	81%	82%	71%	68%	67%	69%	72%	80%	82%	77%	80%	-3.7%

2022 Totals

Activity	Jan.	Feb.	Mar.	Apr.	May	Jun.	Jul.	Aug.	Sep.	Oct.	Nov.	Dec.	Total	2021	% Change
Owner Surrenders	31	110	75	41	31	56	36	47	54	48	49	52	661	633	4%
Intakes	234	320	329	313	384	396	313	508	456	434	369	382	4,438	3,761	15%
Stray Dog	114	109	150	108	119	129	158	202	171	153	166	192	1,792	1,435	20%
Stray Cat	67	47	80	129	195	175	91	177	164	146	78	62	1,411	1,065	25%
Calls for Service	397	409	614	615	592	628	637	649	630	642	636	681	7,130	5,328	25%
Euthanasia dog	19	32	27	21	24	35	36	64	55	27	50	64	419	232	45%
Euthanasia Cat	11	27	30	18	29	84	42	52	73	66	46	18	383	350	8%
Microchips Issued	128	99	150	123	140	144	193	172	128	170	135		1,438	1,636	-12%
Adoptions	137	99	142	122	110	142	184	187	141	186	122	177	1,607	1,523	5%
Rescue/Transfer	60	68	75	131	77	68	35	85	83	63	46	67	790	972	-18%
Incoming Phone Calls	**	**	**	**	**	**	**	**	**	2,400	2,192	2,155	6,747	---	---

Live Release Rate%	Jan.	Feb.	Mar.	Apr.	May	Jun.	Jul.	Aug.	Sep.	Oct.	Nov.	Dec.	Total	2021	% Change
Dogs	89.4%	83%	87%	91%	88%	85%	86%	76%	76%	89%	76%	77%	84%	86%	-2%
Cats	90%	73%	75%	88%	78%	54%	71%	71%	56%	65%	60%	87%	72%	72%	0%
Total Live Release	89.4%	80%	83%	90%	84%	72%	80%	74%	67%	78%	71%	81%	80%	85%	-5%